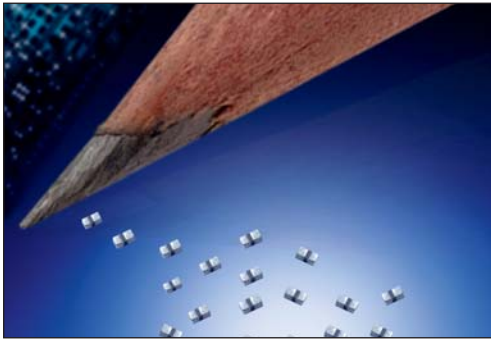


GX Series



Ultra Broadband Capacitor



ADVANTAGES

- Ultra Broadband performance
- Ultra Low Insertion Loss
- X5R & X7S Characteristics
- Excellent Return Loss

APPLICATIONS

- Semi-Conductor Data Communications Customers
- Receiver Optical Sub-Assemblies
- Transimpedance Amplifier Customers
- Test Equipment Manufacturers

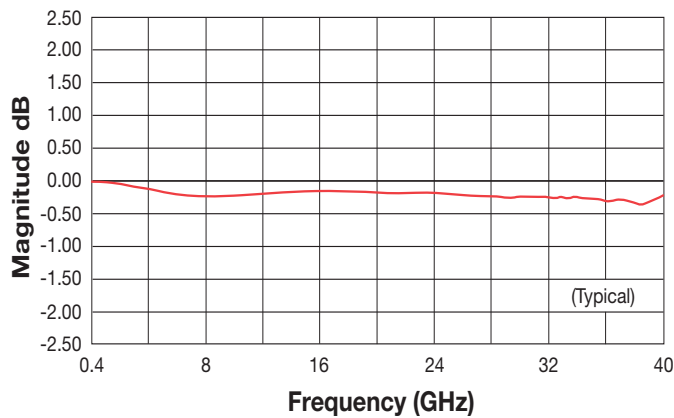
The GX Series was developed specifically to address DC blocking issues from 160KHz (-3dB roll-off) to 40GHz. Most applications will experience resonance-free insertion loss of <0.5dB thru at least 40GHz. Insertion loss at higher frequencies is in part dependent on installation parameters. Using AVX's patented precision thin film termination process, the part is designed to be completely orientation insensitive with a standard EIA 0201 footprint to minimize board space requirements. Both

Ni/Sn and Ni/Au terminations are available to cover a wide range of attachment processes. All GX parts are RoHS compliant.

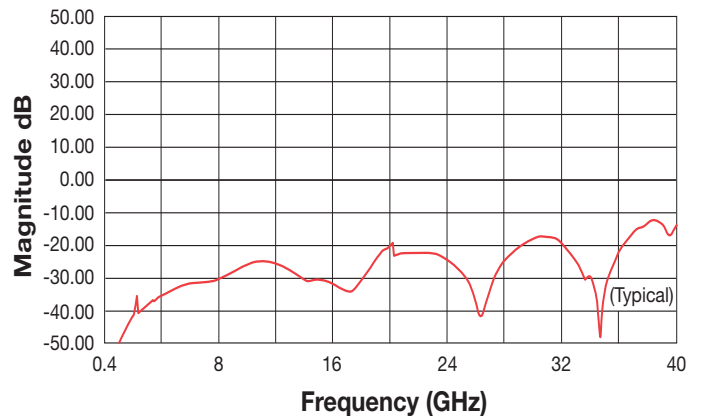
Au terminated units are wire bondable. Users may, therefore, find these devices equally useful in bypass applications when wire bonding is a necessary part of the manufacturing process.

More information can be obtained by contacting the factory or your local AVX representative.

GX01 Series – Insertion Loss (S21)



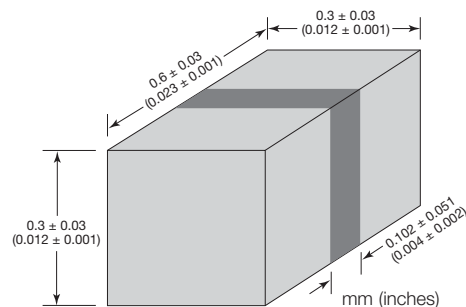
GX01 Series – Return Loss (S11)



Test Parameters:

All testing done on 10-mil thick Rogers R03006 Microstrip board, with device under test subtending a 10 mil gap in a 13.4 mil wide center trace (nominal 50 Ohm characteristic impedance)

MECHANICAL SPECIFICATIONS



GX Series



Ultra Broadband Capacitor

ELECTRICAL SPECIFICATIONS

Capacitance	0.01 μ F +100% - 0%
Voltage Rating/Operating Temperature	10 VDC @ 85°C; 6.3 VDC @ 125°C
Dielectric Withstanding Voltage	250% WVDC
Insulation Resistance	10,000 Meg Ohms @ 25°C; 1,000 Meg Ohms @ 125°C
Temperature Coefficient	10 VDC X5R (\pm 15%); 6.3 VDC X7S (\pm 22%)

HOW TO ORDER

GX T Style	01 T Case Size 01 = 0201	ZD T Voltage/Dielectric ZD = 10VDC/X5R 6.3Vdc/X7S	103 T Capacitance 103 = 0.01 μ F EIA Cap Code in pF	P T Tolerance P = +100% -0%	A T Failure Rate A = Std	T T Termination T = Ni-Sn (Standard) 7 = Ni-Au	D T Packaging D = 4000 pcs 3" T&R D-500 = 500 pcs 3" T&R D-1000 = 1000 pcs 3" T&R
--------------------------------	---	---	--	---	---	---	---




 = Under development

ADDITIONAL MICROWAVE PRODUCTS

AVX also manufactures a broad range of SLC (Single Layer Ceramic) products utilizing high K GBBL dielectrics especially suitable for space constrained broadband bypass/decoupling applications. A variety of voltage ratings are available and all dielectrics are suitable for operation from -55°C to +125°C. All SLC products are RoHS compliant.

Style	GH/GB01/06	GH/GB01/06	GH/GB01/06	GH10-55	
Dielectric	Z	Maxi	Maxi+	Ultra Maxi	
K	2.5K-18K	20K	30K	60K	
TC	X7S	X7R	X7R	X7R	
Cap Range	20-4700pF	68-8200pF	330-10000pF	200-6500pF	
Rating	50/100VDC	50VDC	50VDC	25VDC	
Nom	mm sq	0.38 / 2.28	0.38 / 2.28	0.38 / 2.28	0.25 / 1.40
Sizes	inches sq	0.015 / 0.090	0.015 / 0.090	0.015 / 0.090	0.010 / 0.055



NOTICE: Specifications are subject to change without notice. Contact your nearest AVX Sales Office for the latest specifications. All statements, information and data given herein are believed to be accurate and reliable, but are presented without guarantee, warranty, or responsibility of any kind, expressed or implied. Statements or suggestions concerning possible use of our products are made without representation or warranty that any such use is free of patent infringement and are not recommendations to infringe any patent. The user should not assume that all safety measures are indicated or that other measures may not be required. Specifications are typical and may not apply to all applications.

© AVX Corporation

AMERICAS

AVX Greenville, SC
Tel: 864-967-2150

AVX Northwest, WA
Tel: 360-699-8746

AVX Midwest, IN
Tel: 317-861-9184

AVX Mid/Pacific, CA
Tel: 408-988-4900

AVX Northeast, MA
Tel: 617-479-0345

AVX Southwest, CA
Tel: 949-859-9509

AVX Canada
Tel: 905-238-3151

AVX South America
Tel: +55-11-4688-1960

EUROPE

AVX Limited, England
Tel: +44-1276-697000

AVX S.A.S., France
Tel: +33-1-69-18-46-00

AVX GmbH, Germany
Tel: +49-0811-95949-0

AVX SRL, Italy
Tel: +39-02-614-571

AVX Czech Republic
Tel: +420-57-57-57-521

AVX/ELCO UK
Tel: +44-1638-675000

ELCO Europe GmbH
Tel: +49-2741-299-0

AVX S.A., Spain
Tel: +34-91-63-97-197

ASIA-PACIFIC

AVX Benelux
Tel: +31-187-489-337

AVX/Kyocera (S) Pte Ltd.,
Singapore
Tel: +65-6286-7555

AVX/Kyocera, Asia, Ltd.,
Hong Kong
Tel: +852-2363-3303

AVX/Kyocera Yuhan Hoesa,
South Korea
Tel: +82-2785-6504

AVX/Kyocera HK Ltd.,
Taiwan
Tel: +886-2-2656-0258

AVX/Kyocera (M) Sdn Bhd,
Malaysia
Tel: +60-4228-1190

AVX/Kyocera International
Trading Co. Ltd.,
Shanghai
Tel: +86-21-3255 1933

AVX/Kyocera Asia Ltd.,
Shenzhen
Tel: +86-755-3336-0615

ASIA-KED

AVX/Kyocera International
Trading Co. Ltd.,
Beijing
Tel: +86-10-6588-3528

AVX/Kyocera India
Liaison Office
Tel: +91-80-6450-0715

(KYOCERA Electronic
Devices)

KED Hong Kong Ltd.
Tel: +852-2305-1080/1223

KED Hong Kong Ltd.
Shenzhen
Tel: +86-755-3398-9600

KED Company Ltd.

Shanghai
Tel: +86-21-3255-1833

KED Hong Kong Ltd. Beijing
Tel: +86-10-5869-4655

KED Taiwan Ltd.
Tel: +886-2-2950-0268

KED Korea Yuhan Hoesa,
South Korea
Tel: +82-2-783-3604/6126

KED (S) Pte Ltd.
Singapore
Tel: +65-6509-0328

Kyocera Corporation
Japan
Tel: +81-75-604-3449



A KYOCERA GROUP COMPANY

<http://www.avx.com>

S-GX0M1013-C