

ATC 400 L Series Precision Tolerance NPO RF Microwave Capacitors

- EIA Case Size 0402
- Capacitance Range 0.1 pF to 68 pF
- Tolerances to ± 0.01 pF
- Ultra Stable Performance
- RoHS Compliant / Lead-Free

ATC's new 400L Series Precision Tolerance, Thin Film, NPO RF Microwave Capacitor is manufactured with the highest quality materials to provide reliable and repeatable performance. The 400L is constructed with a low loss silicon dioxide and silicon oxynitride dielectric along with high quality sputtered electrode materials to ensure superior performance.

High electrical and thermal conductivity and high stability over temperature make this device suitable for a variety of critical small and large signal RF and microwave applications. This Series offers the tightest tolerances available over a wide range of capacitance values.

The 400L is built in an 0402 SMT package and is fully compatible with high speed automated pick-and-place manufacturing. It is designed to meet the most stringent RF and Microwave requirements.

Typical applications: Filter Networks, Matching Networks, High Q Frequency Sources, Tuning, Coupling, Bypass and DC Blocking.

ENVIRONMENTAL TESTS

LIFE TEST:

MIL-STD-202F, Method 108A, for 1000 hours, at 125°C.
200% WVDC applied.

ACCELERATED DAMP HEAT STEADY STATE:


MIL-STD-202F, Method 103B: 85°C, 85% RH, at rated WVDC, 1000 hours

TEMPERATURE CYCLING:

MIL-STD-202F METHOD 107E: -55°C to +125°C, 15 cycles

RESISTANCE TO SOLDER HEAT IEC-68-2-58:

260°C $\pm 5^\circ\text{C}$ for 10 secs.



ELECTRICAL AND MECHANICAL SPECIFICATIONS

TEMPERATURE COEFFICIENT OF CAPACITANCE (TCC):

0 ± 30 PPM/ $^\circ\text{C}$ (-55°C to +125°C) 0.1 pF to 12 pF
0 ± 60 PPM/ $^\circ\text{C}$ (-55°C to +125°C) 13 pF to 68 pF

INSULATION RESISTANCE (IR):

10⁴ Megohms min. @ +25°C at rated WVDC

WORKING VOLTAGE (WVDC):

See Capacitance Values Table, page 2

DIELECTRIC WITHSTANDING VOLTAGE (DWV):

250% of rated WVDC for 5 secs

AGING EFFECTS: None

DIELECTRIC ABSORPTION: 0.01%

SOLDERABILITY, IEC-68-2-58: Components completely immersed in a solder bath at 235°C for 2 secs.

LEACH RESISTANCE, IEC-68-2-58: Components completely immersed in a solder bath at 260 $\pm 5^\circ\text{C}$ for 60 secs.

ADHESION, MIL-STD-202F, METHOD 211A: a force of 1.1 lbs. applied for 10 secs.

OPERATING TEMPERATURE RANGE:

From -55°C to +125°C (No derating of working voltage)

TERMINAL STRENGTH IEC-68-2-21, AMEND. 2: a force of 1.1 lbs. applied for 10 secs.

STORAGE: 12 months minimum with components stored in "as received" packaging



AMERICAN
ATC North America
sales@atceramics.com

TECHNICAL
ATC Europe
saleseur@atceramics.com

CERAMICS
ATC Asia
sales@atceramics-asia.com

THE ENGINEERS' CHOICE
ISO 9001 REGISTERED COMPANY

THE ENGINEERS' CHOICE™

www.atceramics.com

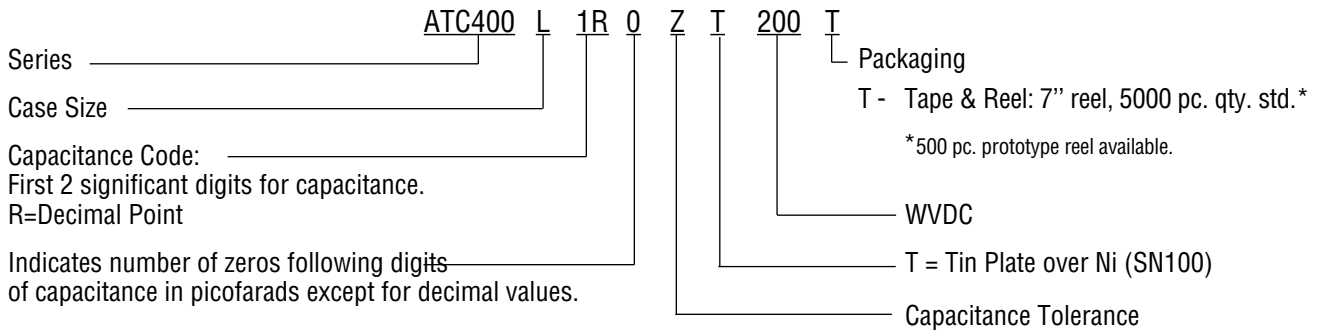
ATC # 001-1125 Rev. C; 5/15

ATC 400 L Capacitance Values

CAP CODE	CAP (pF)	TOL.	RATED WVDC	CAP CODE	CAP (pF)	TOL.	RATED WVDC	CAP CODE	CAP (pF)	TOL.	RATED WVDC
0R1	0.1	Z, P, Q, A, B	200	2R6	2.6	Q, A, B, C	50	6R8	6.8	B, C	50
0R2	0.2			2R7	2.7			7R5	7.5		
0R3	0.3			2R8	2.8			8R2	8.2		
0R4	0.4			2R9	2.9			9R1	9.1	F, G, J	25
0R5	0.5			3R0	3.0			100	10		
0R6	0.6			3R1	3.1			110	11		
0R7	0.7			3R2	3.2			120	12		
0R8	0.8			3R3	3.3			130	13		
0R9	0.9			3R4	3.4			140	14		
1R0	1.0			3R5	3.5			150	15		
1R1	1.1	3R6	3.6	160	16						
1R2	1.2	3R7	3.7	170	17						
1R3	1.3	3R8	3.8	180	18						
1R4	1.4	3R9	3.8	190	19						
1R5	1.5	4R0	4.0	200	20						
1R6	1.6	4R1	4.1	210	21						
1R7	1.7	4R2	4.2	220	22						
1R8	1.8	4R3	4.3	240	24						
1R9	1.9	4R4	4.4	270	27						
2R0	2.0	4R5	4.5	300	30						
2R1	2.1	4R6	4.6	330	33						
2R2	2.2	4R7	4.7	390	39						
2R3	2.3	5R1	5.1	470	47						
2R4	2.4	5R6	5.6	560	56						
2R5	2.5	6R2	6.2	680	68						

VRMS = 0.707 X WVDC

ATC PART NUMBER CODE



CAPACITANCE TOLERANCE									
Code	Z	P	Q	A	B	C	F	G	J
Tol.	±0.01 pF	±0.02 pF	±0.03 pF	±0.05 pF	±0.1 pF	±0.25 pF	±1%	±2%	±5%

The above part number refers to a 400 L Series (0402) 1 pF capacitor, Z tolerance (±0.01 pF), 200 WVDC, with T termination (Tin Plated over Nickel Barrier Termination, RoHS Compliant), and tape and reel packaging.

ATC accepts orders for our parts using designations *with* or *without* the "ATC" prefix. Both methods of defining the part number are equivalent, i.e., part numbers referenced with the "ATC" prefix are interchangeable to parts referenced without the "ATC" prefix. Customers are free to use either in specifying or procuring parts from American Technical Ceramics.

For additional information and catalogs contact your ATC representative or call direct at (+1-631) 622-4700.
 Consult factory for additional performance data.

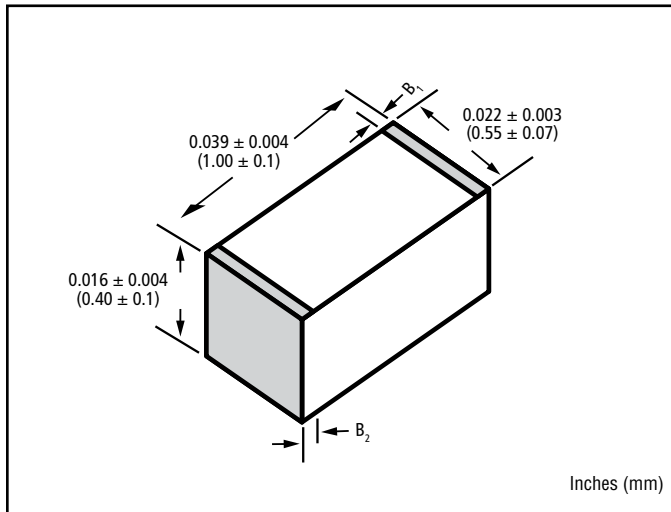
A M E R I C A N T E C H N I C A L C E R A M I C S

ATC North America
 sales@atceramics.com

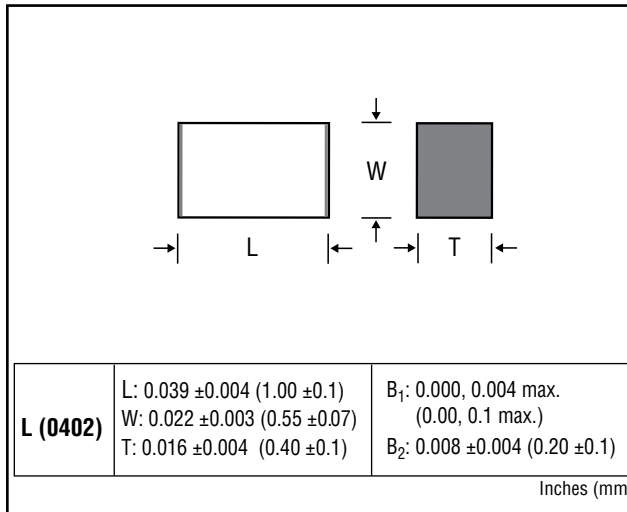
ATC Europe
 saleseur@atceramics.com

ATC Asia
 sales@atceramics-asia.com

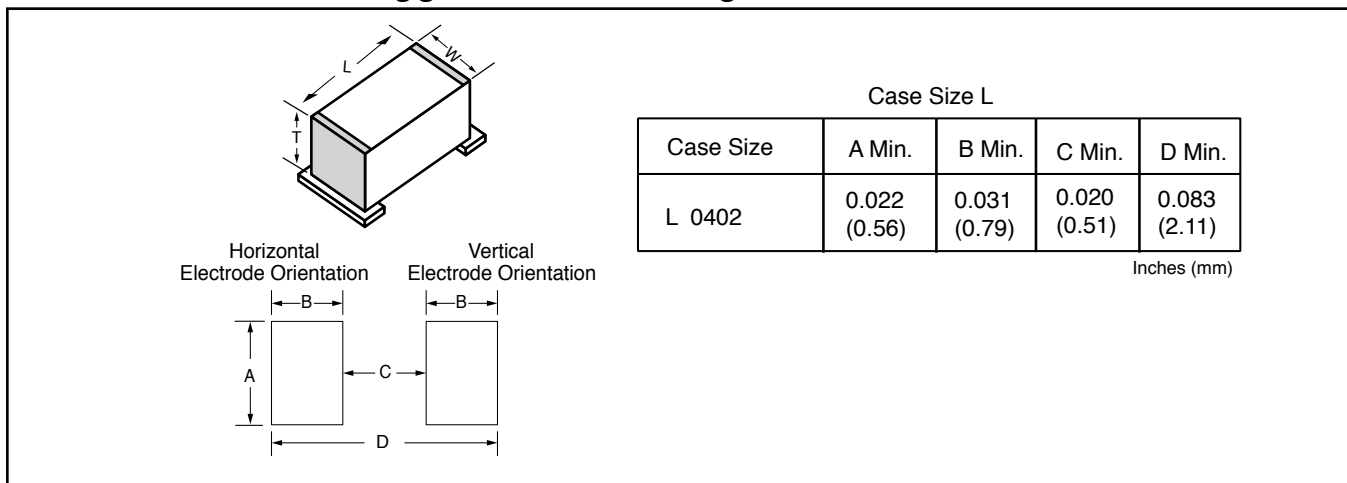
Mechanical Dimensions



Outline Dimensions



Suggested Mounting Pad Dimensions



Sales of ATC products are subject to the terms and conditions contained in American Technical Ceramics Corp. Terms and Conditions of Sale (ATC document #001-992 Rev. B; 12/05). Copies of these terms and conditions will be provided upon request. They may also be viewed on ATC's website at www.atceramics.com/productfinder/default.asp. Click on the link for Terms and Conditions of Sale.

ATC has made every effort to have this information as accurate as possible. However, no responsibility is assumed by ATC for its use, nor for any infringements of rights of third parties which may result from its use. ATC reserves the right to revise the content or modify its product without prior notice.

© 2013 American Technical Ceramics Corp. All Rights Reserved

ATC # 001-1125 Rev. C; 5/15

A M E R I C A N T E C H N I C A L C E R A M I C S

ATC North America
sales@atceramics.com

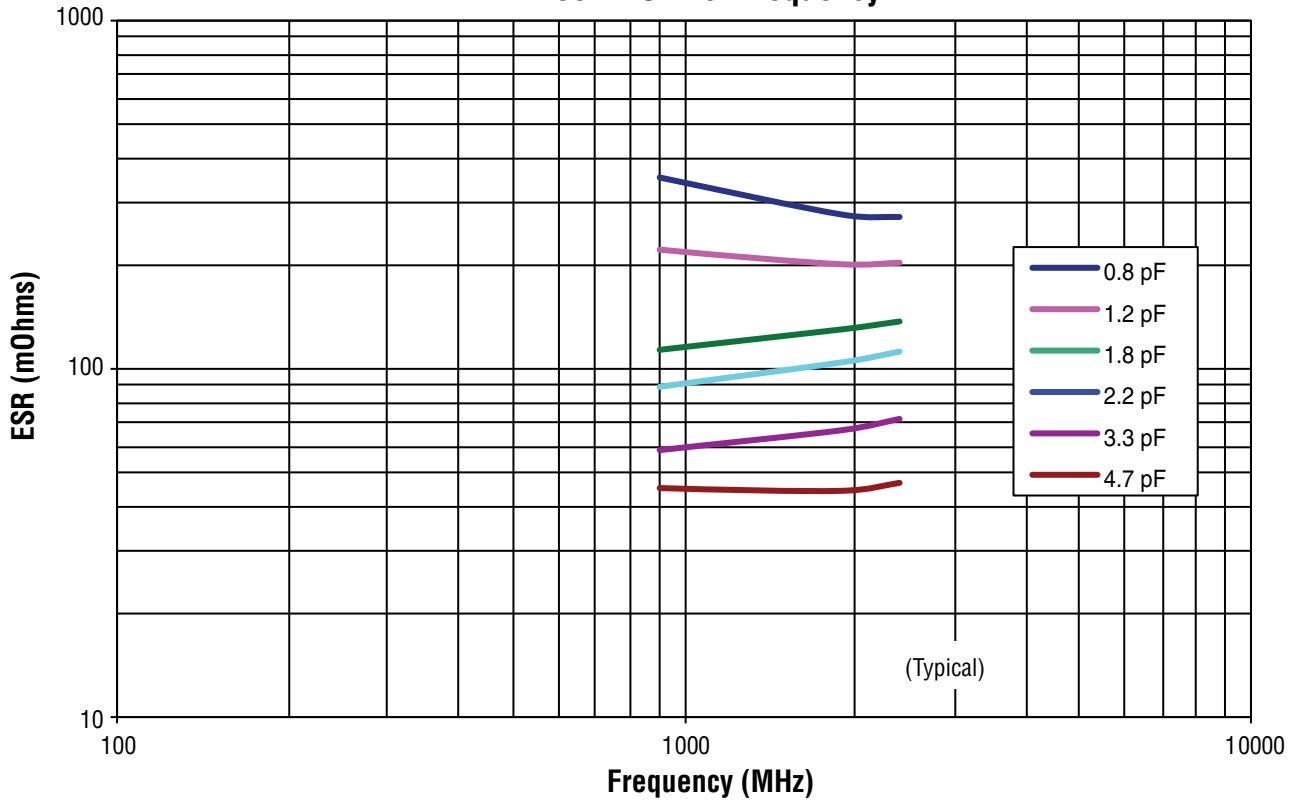
ATC Europe
saleseur@atceramics.com

ATC Asia
sales@atceramics-asia.com

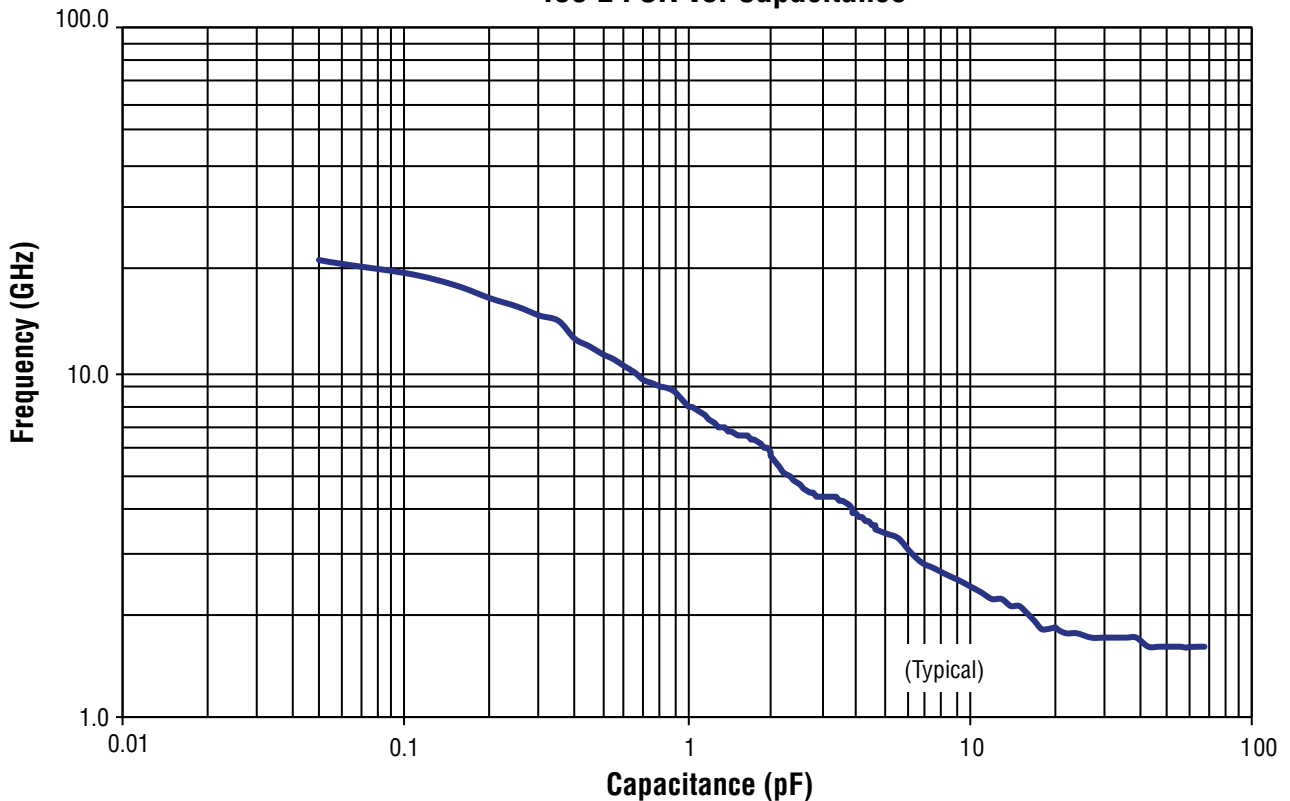
www.atceramics.com

ATC 400 L Performance Data

400 L ESR vs. Frequency



400 L FSR vs. Capacitance



A M E R I C A N T E C H N I C A L C E R A M I C S

ATC North America
sales@atceramics.com

ATC Europe
saleseur@atceramics.com

ATC Asia
sales@atceramics-asia.com