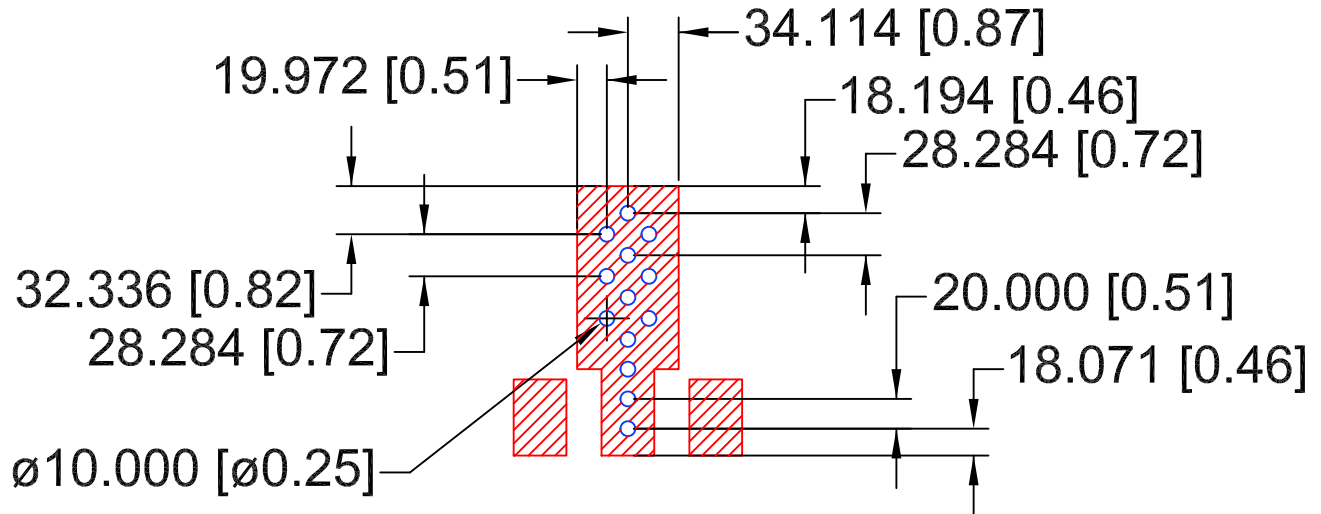
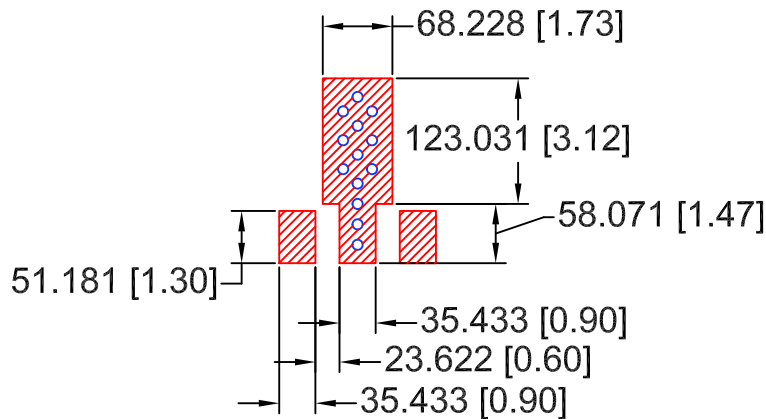




TEST BOARD

MiniCircuits GVA-63+



MiniCircuits GVA-63+



-  Denotes PCB plated copper layout with solder mask.
-  Denotes plated copper land pattern free of solder mask.



Artwork **A120319**

R20-4350

Title SOT_89_MiniCircuits_GVA-63+

CONTROLLING DIMENSIONS - MILS (0.001")
[METRIC DIM - mm] FOR REFERENCE ONLY

Scale
NOT TO
SCALE

Drawn by
LLL

File Name MiniCircuitsAmplifiersXP.dwg

Date 05-31-13

Sheet 1

Rev
1